

£2M

Total Sales

£673K

Total Margin

17

Open Stores

239

No. Staff

14.06

Average No. Staff

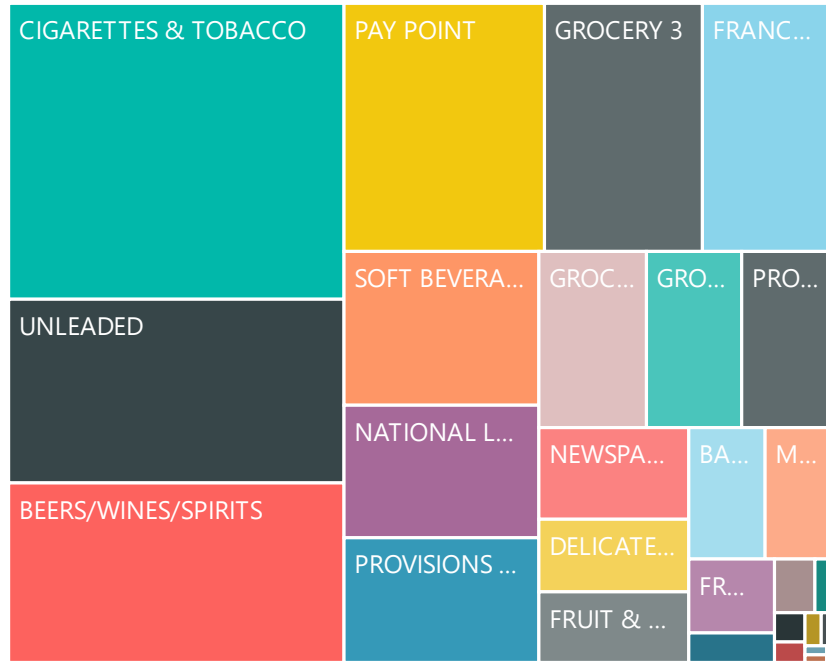
£188.72K

Gross Pay

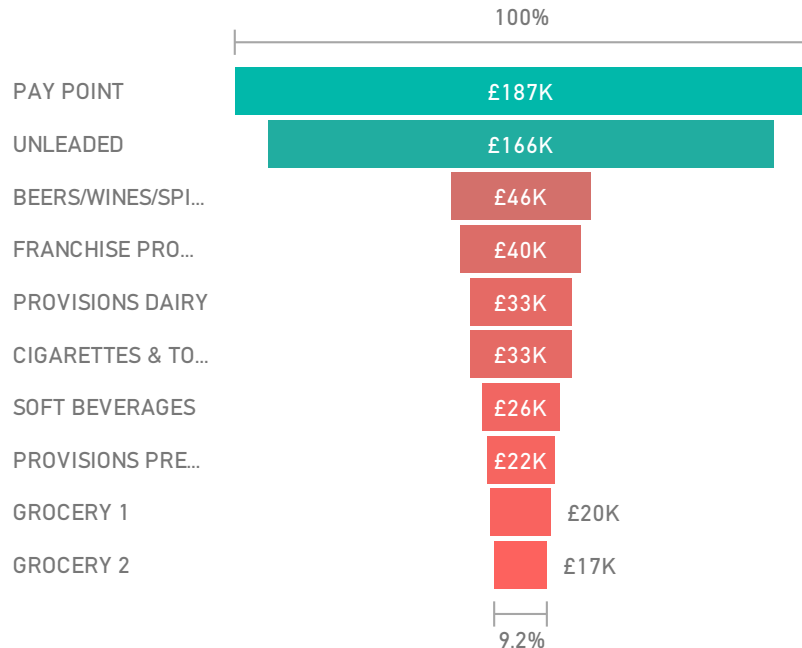
04/10/2019

Latest Pay Date

Total Sales by Description



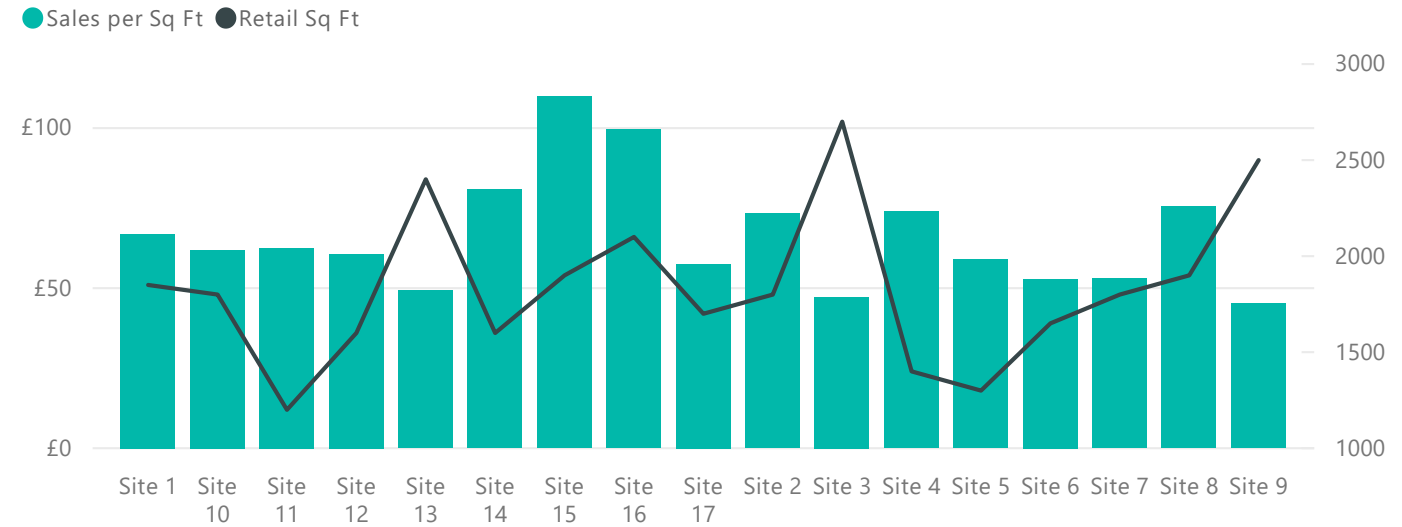
Total Margin by Description



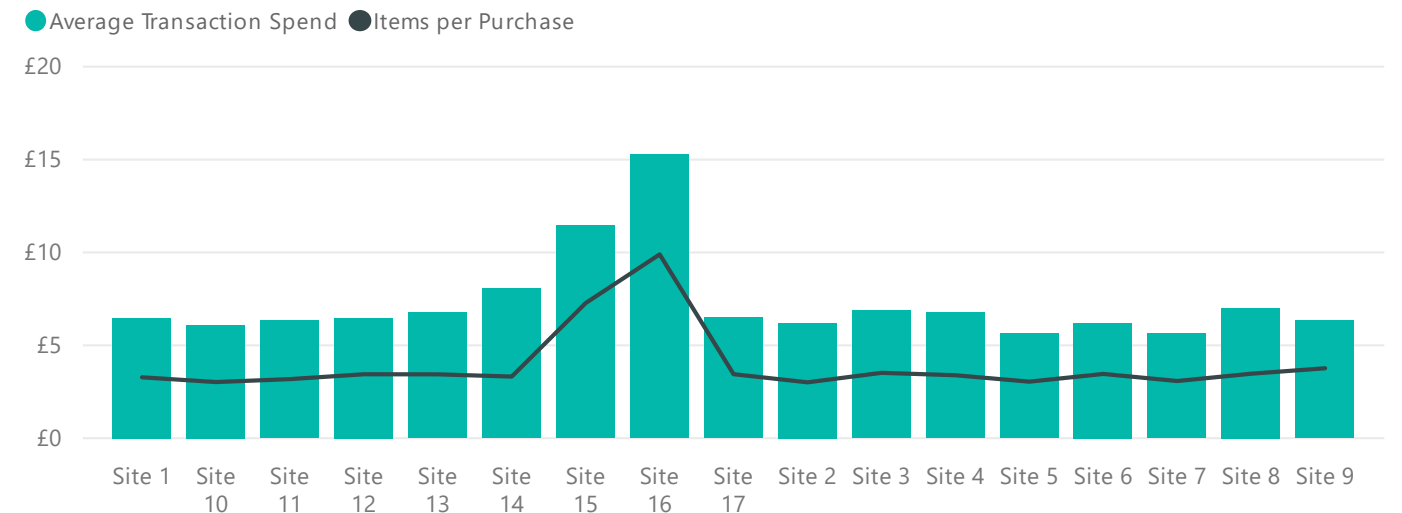
Month No

2019-12

Average Transaction Spend and Items per Purchase

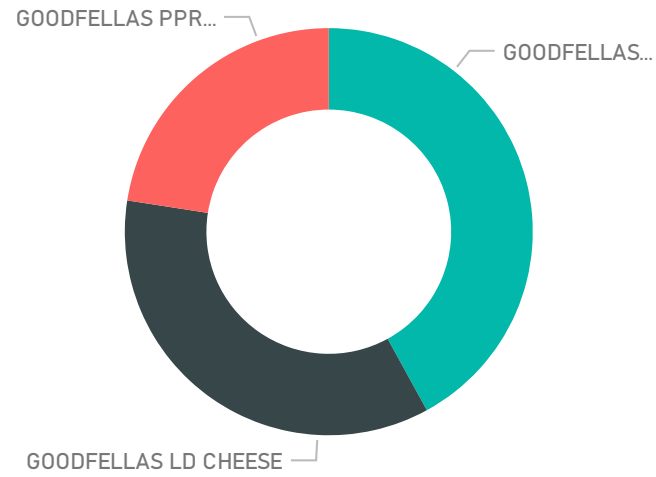


Average Transaction Spend and Items per Purchase



Product EAN Code	Product Description	Week No	NAV Code	Total Qty	Total Co
5391520182488	GOODFELLAS LD CHEESE	2018-02	Site 3	1.00	1
5391520182488	GOODFELLAS LD CHEESE	2018-03	Site 3	3.00	3
5391520182488	GOODFELLAS LD CHEESE	2018-04	Site 3	2.00	2
5391520182488	GOODFELLAS LD CHEESE	2018-05	Site 3	2.00	3
5391520182488	GOODFELLAS LD CHEESE	2018-06	Site 3	2.00	3
5391520182488	GOODFELLAS LD CHEESE	2018-07	Site 3	2.00	3
5391520182488	GOODFELLAS LD CHEESE	2018-08	Site 3	3.00	3
5391520182488	GOODFELLAS LD CHEESE	2018-09	Site 3	2.00	2
5391520182488	GOODFELLAS LD CHEESE	2018-10	Site 3	2.00	2
5391520182488	GOODFELLAS LD CHEESE	2018-11	Site 3	4.00	4
5391520182488	GOODFELLAS LD CHEESE	2018-12	Site 3	2.00	2
5391520182488	GOODFELLAS LD CHEESE	2018-13	Site 3	5.00	5
5391520182488	GOODFELLAS LD CHEESE	2018-14	Site 3	4.00	5
5391520182488	GOODFELLAS LD CHEESE	2018-15	Site 3	3.00	4
5391520182488	GOODFELLAS LD CHEESE	2018-18	Site 3	5.00	5
5391520182488	GOODFELLAS LD CHEESE	2018-19	Site 3	3.00	3
5391520182488	GOODFELLAS LD CHEESE	2018-20	Site 3	8.00	9
5391520182488	GOODFELLAS LD CHEESE	2018-21	Site 3	4.00	4
Total				265.00	350

Total Sales by Product EAN Code and Product Description



Product EAN Code

- Select All
- 5391520182440
- 5391520182488
- 5391527070856
- 5391527070870
- 5391527072300
- 5391527074441
- 5391527075783

Product Description

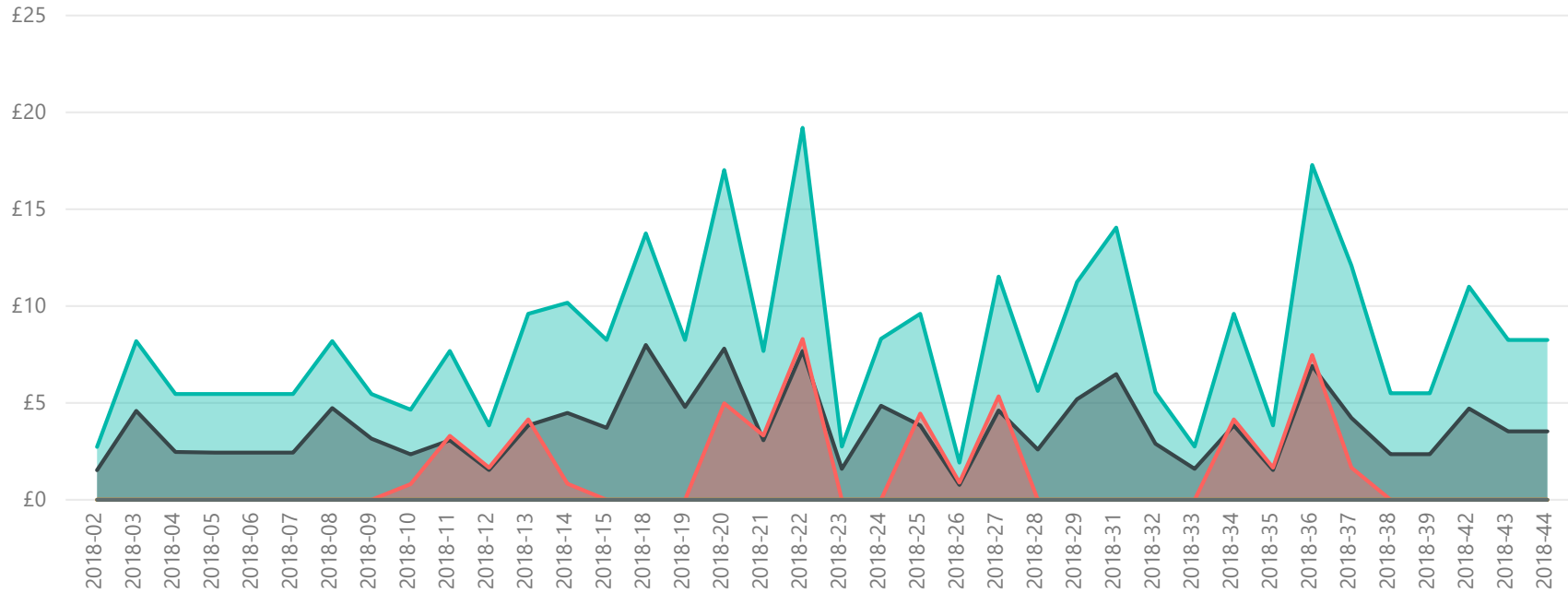
- Select All
- (Blank)
- GOODFELLAS
- GOODFELLAS CHES&TOM
- GOODFELLAS GF MARGHE
- GOODFELLAS GF SP PIZ
- GOODFELLAS LD CHEESE
- GOODFELLAS PEPPERONI
- GOODFELLAS PPRNI PIZZA
- GOODFELLAS ROMANO

Description

- Select All
- (Blank)
- BAKERY
- BEERS/WINES/SPIRITS
- CAR CARE
- CHARITABLE DONATIONS
- CHEQUE FEES
- CIGARETTES & TOBACCO
- COFFEE SHOP
- CONCESSION 1
- CONCESSION 2

Total Sales, Total Margin, Total Markdown, Total Reduction and Total Retro by Week No

● Total Sales
 ● Total Margin
 ● Total Markdown
 ● Total Reduction
 ● Total Retro



Store

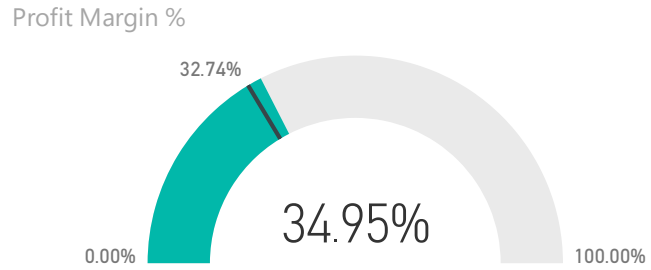
- Select All
- (Blank)
- Site 1
- Site 10
- Site 11
- Site 12**
- Site 13
- Site 14
- Site 15

Product Group

- Select All
- (Blank)
- BAKERY**
- BEERS/WINES/S...

Week No ...

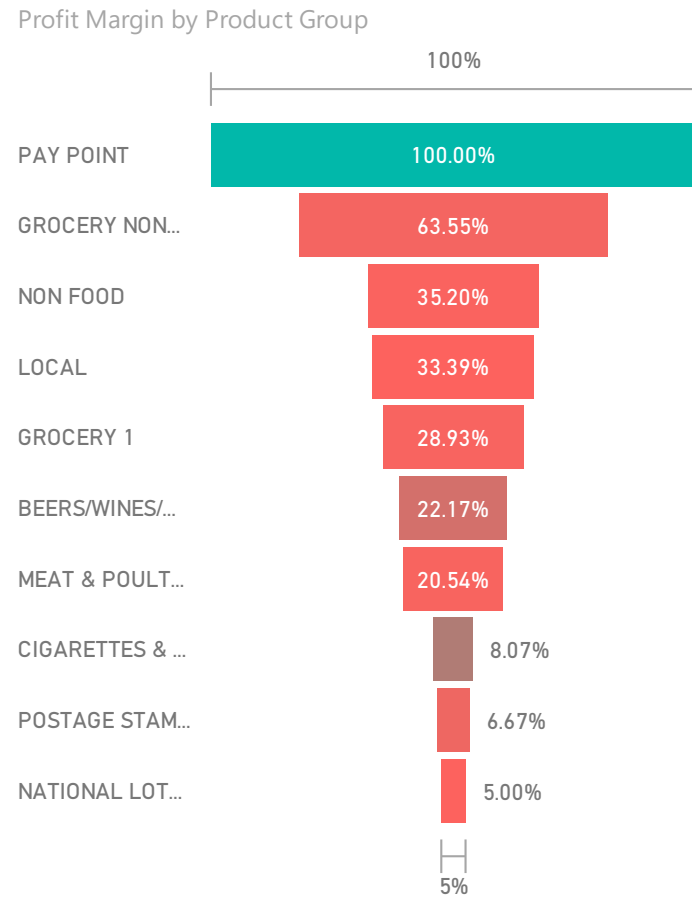
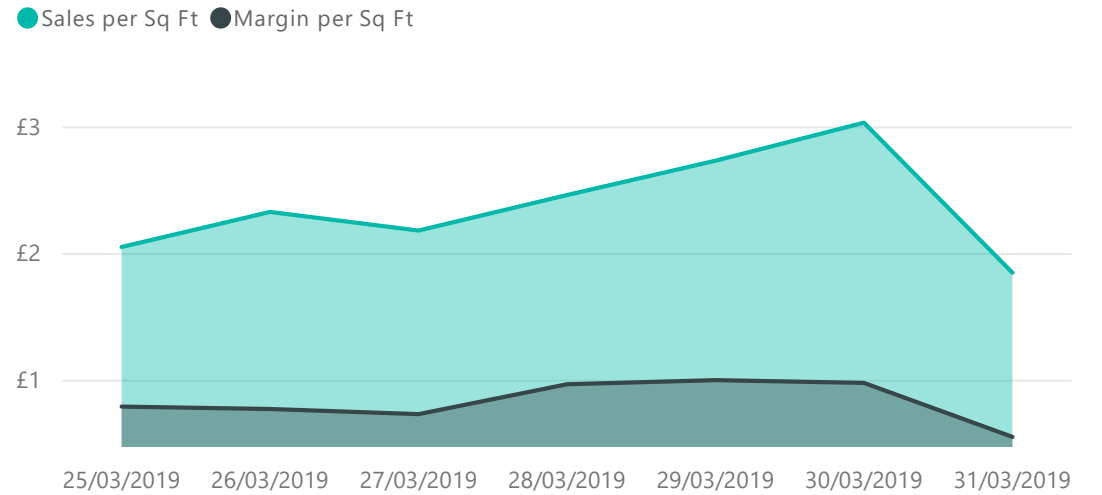
1922



£27K
Current Year Sales

£28K
Company Sales

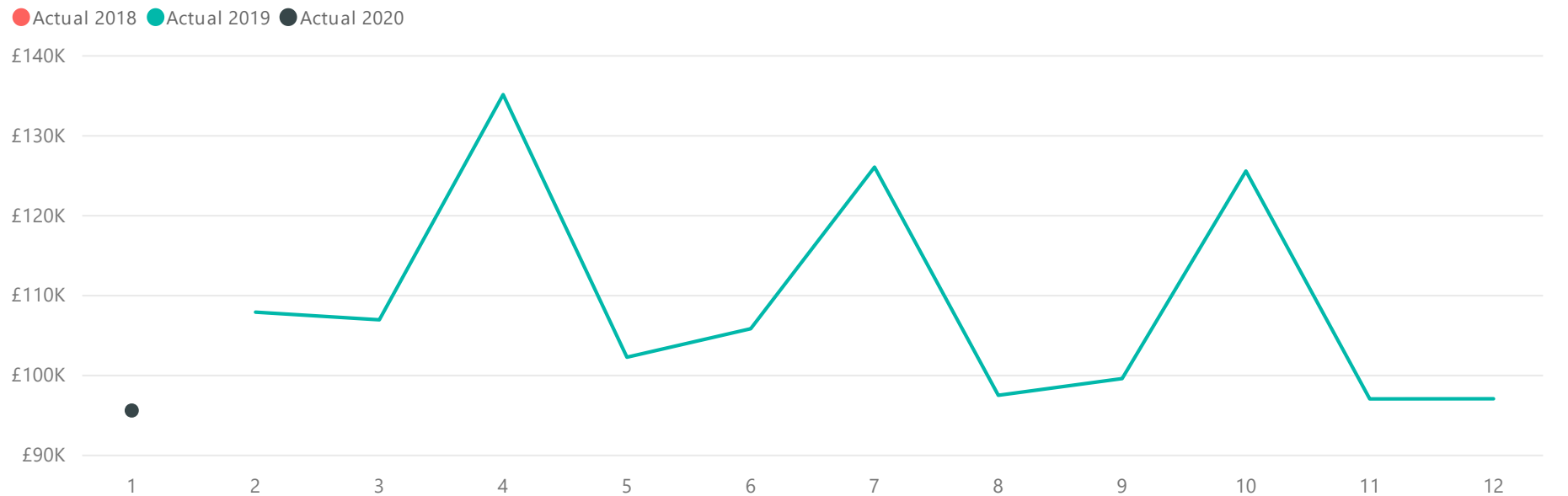
Sales per Sq Ft and Margin per Sq Ft by Date



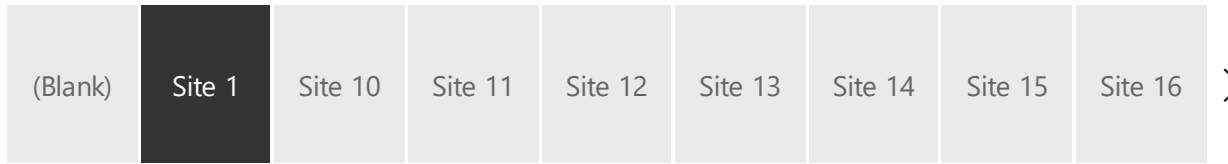
£9,321
Total Margin

£9,066
Company Margin


Sales Per Year



Store ▼



Product Group ▼



Week No ... ▼

1920 ▼

£6.54

Average Transaction Spend

4563

No. Transactions

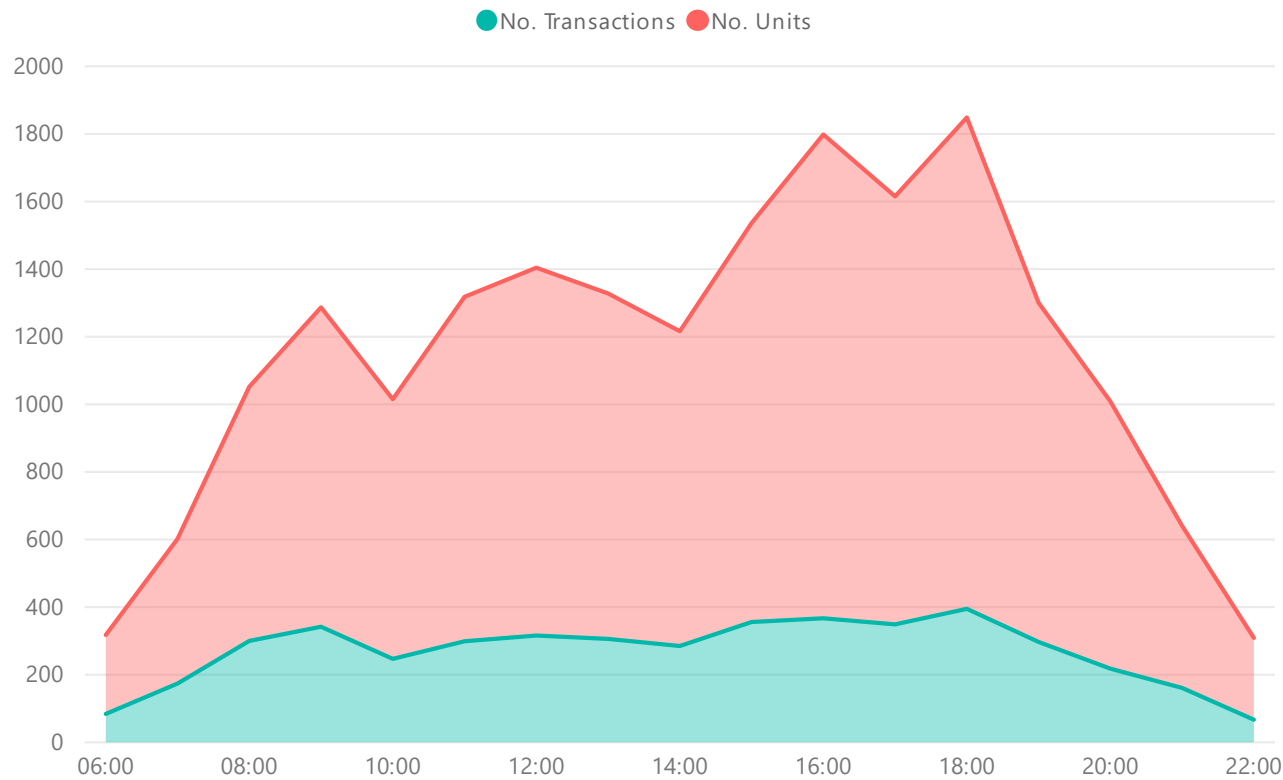
3.29

Items per Purchase

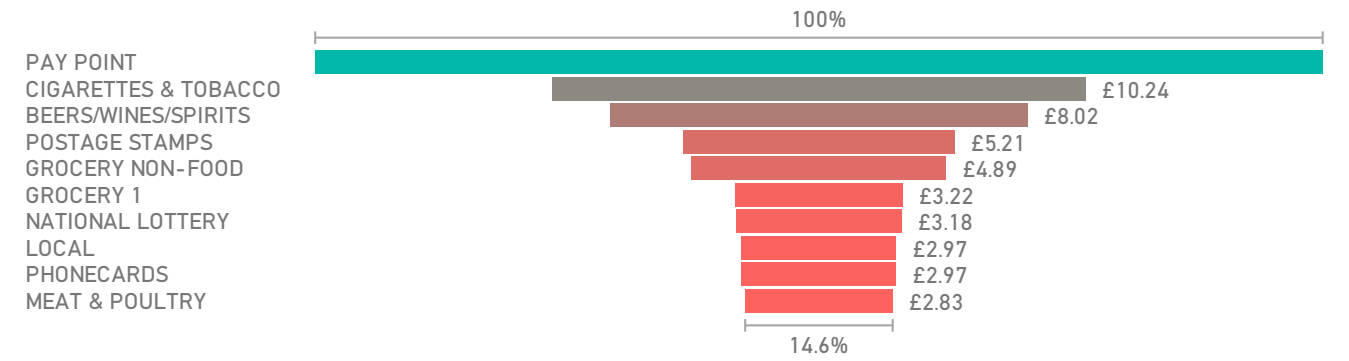
3855

Average Company No. Transacti...

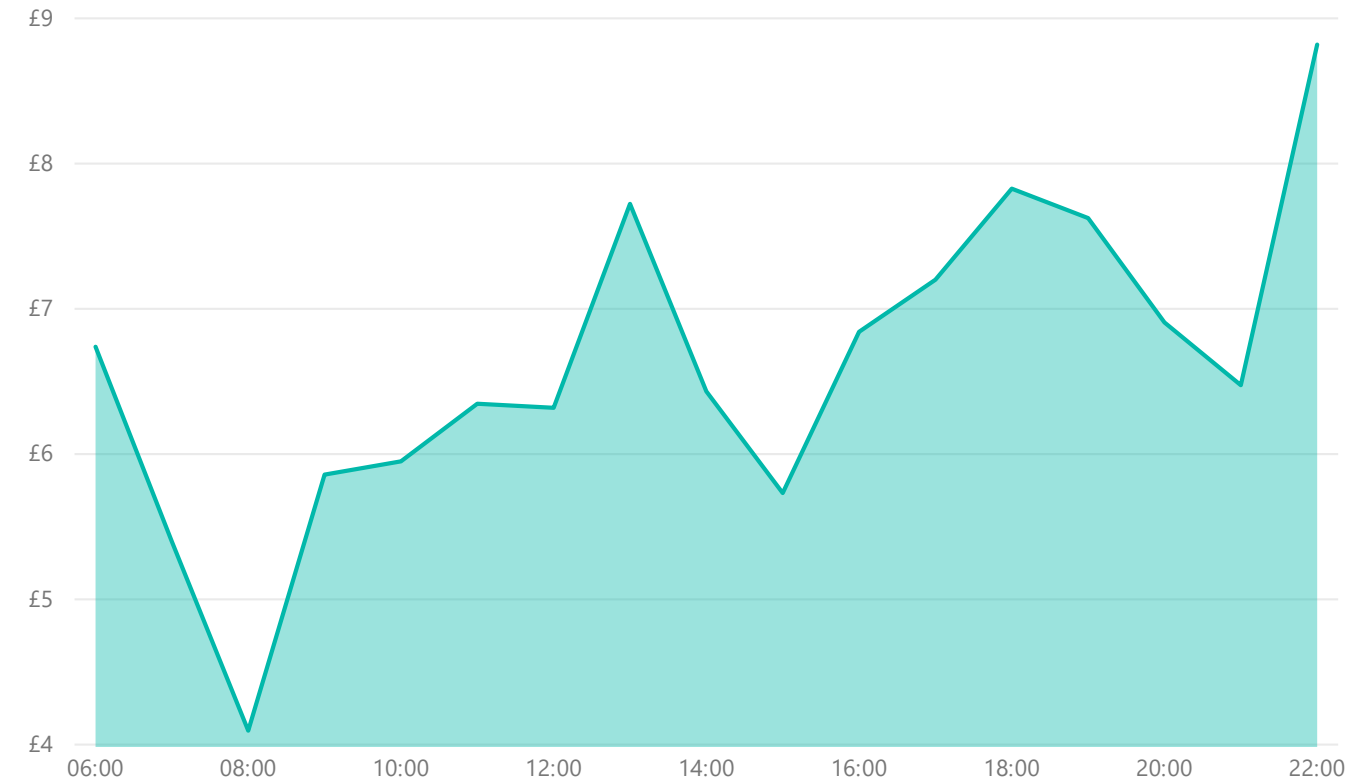
Average Transaction Information



Average Transaction Spend by Product Group



Average spend per hour



NAV Code



Select All

Site 15

Site 16

UNLEADED

£29K

Total Sales

£4,162

Total Margin

14.55%

Profit Margin %

21.87K

Total Qty

130.84

PPL Sales

19.04

PPL Margin

DIESEL

£35K

Total Sales

£5,243

Total Margin

14.98%

Profit Margin %

26.30K

Total Qty

133.12

PPL Sales

19.94

PPL Margin

Product Description

Week No ...

Select All

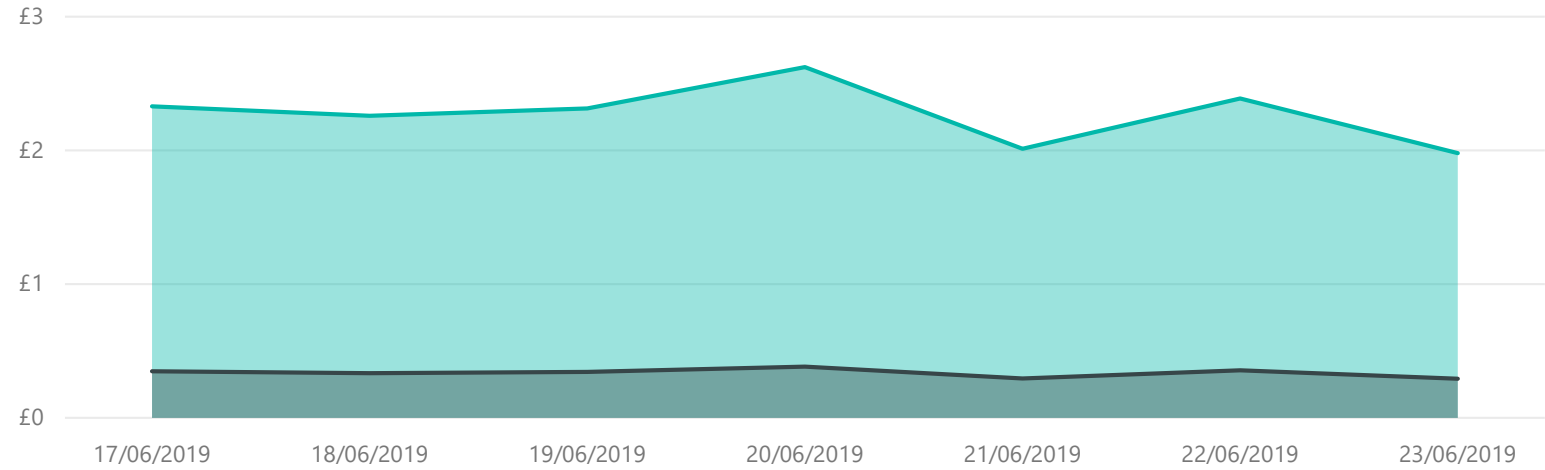
DIESEL

UNLEADED

1934

Sales and Margin per Sq Ft and Margin by Day

● Sales per Sq Ft ● Margin per Sq Ft



Fuel Level

